



**BAD BOY  
MOWERS**

**SPRING/SUMMER  
2023**



**MOW WITH AN ATTITUDE**

**RESIDENTIAL & COMMERCIAL ZERO-TURN MOWERS**

# BAD BOY

— MOWERS —

## HAVE LANDED DOWN UNDER



MOW WITH AN **ATTITUDE**

MOWER DECKS FROM **42" - 72"**



# WHO ARE BAD BOY MOWERS?

*Let us introduce ourselves...*



PFG Australia have introduced a new era of lawn care excellence! Bad Boy Zero-Turn Mowers, renowned for their unrivaled performance and precision, are making their highly anticipated debut in Australia, straight from America.

As the pioneers of innovation in the world of landscaping equipment, Bad Boy Mowers have been redefining the standards of lawn maintenance across the United States, and now they're ready to revolutionise the way Australians approach lawn care.

Get ready to experience the power, speed, and quality craftsmanship that have made Bad Boy Zero-Turn Mowers a household name in America.

It's time to elevate your mowing game and witness the future of lawn care right here in Australia.

**Greg Clark**  
GENERAL MANAGER  
GROUNDS CARE DIVISION



# RESIDENTIAL

BUILT FOR THE HOMEOWNER, TOUGH ENOUGH FOR A PRO



# MZ RAMBLER

DON'T LET ITS SIZE FOOL YOU, ITS ALL BAD BOY

The MZ Rambler is here to redefine the industry by further distinguishing our top-value mower from the competition. Even our most compact zero-turn mower embodies the same exceptional craftsmanship that has defined every Bad Boy mower to date.



You'll enjoy your time so much that you'll hardly notice how quickly you can return to accomplishing all your other daily tasks.

## STANDARD FEATURES



- Dual hydro gear ZT 2200 drive systems
- 26 hp twin cylinder Kohler engine
- Heavy-gauge, all-steel, all-welded 50x50mm frame
- 7.9mm steel front forks
- Industry leading - 7-gauge/4.5mm fabricated deck with reinforced edges
- PEER, maintenance-free spindles
- Deck lift pedal with deck dial adjustment
- Seat lifts for easy maintenance and cleaning
- Electric PTO
- Comfort seat
- Cutting height of 38mm to 114mm
- **Rear Tyres:** 18x8.5-8 Turf
- **Front Tyres:** 11x4-5
- Fuel 18.92L
- Mower speed up to 9.66km/h



## PRIORITISES BOTH COMFORT AND CONTROL

The cushioned seat adjusts front to back and the steering is tighter and smoother with our steering dampening system for better response and maneuverability. The adjustable, left or right side deck lift pedal allows you to easily dial in a deck height for a perfect cut time and time again.

The large capacity fuel tanks also allow for plenty of deep storage and a cup holder. There's easy access to all pulleys and drive belts with the flip-up floorboard — with rubber mat — being a first for its class.

**WARRANTY**  
2 YR OR 200 HR

### 42" DECK

#### ENGINE

Kohler Twin Cylinder 26hp

#### TRANSMISSION

Dual Hydro Gear ZT2200

#### CUTTING WIDTH

42 inch / 1066mm

#### WEIGHT

287kg

#### OVERALL HEIGHT/LENGTH

1066mm / 1930mm

#### CHUTE UP/DOWN WIDTH

1193mm / 1473mm

**\$7,999** INC GST



ADVANCED CHUTE SYSTEM



REAR MOUNT BASKET



FRONT MOUNT TOOL BOX



BOLT ON HITCH



MULCHING KIT



ADJUSTABLE HANDLES

OPTIONS



# MZ MAGNUM

DOESN'T COMPROMISE ON QUALITY, POWER, OR PERFORMANCE

Many mowers in this price category are typically constructed from thin steel sheets and assembled with bolts. However, our MZ Series mowers are constructed side by side, adhering to the same rigorous manufacturing standards as our commercial-grade mowers. Therefore, if you're considering transitioning to the efficiency of zero-turn mowing, you won't have to compromise on build quality, power, or performance.



It's the ride that makes work feel like too much fun, and it's your machine to help you reclaim your time.

## STANDARD FEATURES



- Dual ZT-2200 EZT Integrated Drive Systems
- Heavy-Gauge, All-Steel, All-Welded Frame
- 9.5mm Steel Front Forks
- 7-Gauge/4.5mm All Steel, Formed and Welded Deck with Reinforced Edges
- PEER, Maintenance-Free Spindles
- Deck Lift Pedal with Deck Dial Adjustment
- Seat Lifts for Easy Maintenance and Cleaning
- Electric PTO
- Comfort Seat
- Cutting height of 38mm to 114mm
- Rear Tyres: 18x9.5-8 Turf
- Front Tyres: 11x6-5
- Fuel 18.92L
- Mower speed up to 9.65km/h



**WARRANTY**  
2 YR OR 200 HR

## EASY TO HANDLE AND EVEN EASIER TO OWN

The cushioned seat adjusts front to back and steering is tighter and smoother with our steering dampening system for better response and maneuverability. The adjustable, left or right side deck lift pedal allows you to easily dial in a deck height for a perfect cut time and time again.

The large capacity fuel tanks also allow for plenty of deep storage and a cup holder. There's easy access to all pulley and drive belts with the flip-up floorboard — with rubber mat — being a first for its class.

### 48" DECK

#### ENGINE

Briggs & Stratton Cxi25 724cc 25 hp

#### TRANSMISSION

Dual Hydro Gear ZT2200  
EZT Integrated Unit

#### CUTTING WIDTH

48 inch / 1220mm

#### WEIGHT

299kg

#### OVERALL HEIGHT/LENGTH

1066mm / 1930mm

#### CHUTE UP/DOWN WIDTH

1372mm / 1550mm

**\$9,250** INC GST

### 54" DECK

#### ENGINE

Kohler KT740 725cc 25 hp

#### TRANSMISSION

Dual Hydro Gear ZT2200  
EZT Integrated Unit

#### CUTTING WIDTH

54 inch / 1372mm

#### WEIGHT

312kg

#### OVERALL HEIGHT/LENGTH

1066mm / 1930mm

#### CHUTE UP/DOWN WIDTH

1473mm / 1702mm

**\$9,750** INC GST



ADVANCED CHUTE SYSTEM



BOLT ON HITCH



MULCHING KIT


OPTIONS



# ZT AVENGER

BE THE SUPERHERO OF YOUR YARD

We've taken our most sought-after model and crafted the ultimate value proposition for residential homeowners. The ZT Avenger combines the same exceptional build quality and durability that defines every Bad Boy Mower, seamlessly matched with the power and performance you'd anticipate – all at a price that might pleasantly surprise you. Delivering this level of value is what we're renowned for.



Need proof? Simply take a seat and experience it for yourself.

## STANDARD FEATURES



- Dual Hydro-Gear 2800 Series Integrated Drive Systems
- Heavy-Gauge, All-Steel, All-Welded Frame
- Industry-Leading 9.5mm Steel Front Forks
- 7-Gauge/4.5mm All Steel, Formed and Welded Deck with Reinforced Edges
- PEER, Maintenance-Free Spindles
- Deck Lift Pedal with Deck Dial Adjustment
- Seat Lifts for Easy Maintenance and Cleaning
- Electric PTO
- Comfort Seat
- Cutting height of 38mm to 114mm
- **Rear Tyres:** 20x12-10 Turf
- **Front Tyres:** 12x6-6
- Fuel 24.6L
- Mower speed up to 11.26km/h



**WARRANTY**  
2 YR OR 200 HR

## BUILT STRONG WITHOUT SACRIFICES

Built on a strong 50x50mm all steel rail frame for its backbone. We add 9.5mm steel front forks — a Bad Boy construction hallmark — and a solid steel, all-welded deck. Formed from tough 7-gauge/4.5mm steel with reinforced edges, the unique baffling system maximises airflow for greater grass lift and a cleaner cut.

And it all rides on a lower centre of gravity for better traction. Accessibility and being simple to clean and maintain comes standard. In fact, we simply make owning a Bad Boy as easy as driving one — without sacrificing a single ounce of performance or cut quality.

### 54" DECK

**ENGINE**  
Kohler KT740 725cc 25 hp

**TRANSMISSION**  
Dual Hydro Gear 2800

**CUTTING WIDTH**  
54 inch / 1372mm

**WEIGHT**  
338kg

**OVERALL HEIGHT/LENGTH**  
1168mm / 1892mm

**CHUTE UP/DOWN WIDTH**  
1473mm / 1702mm

**\$10,699** INC GST

### 60" DECK

**ENGINE**  
Kohler KT740 725cc 25 hp

**TRANSMISSION**  
Dual Hydro Gear 2800

**CUTTING WIDTH**  
60 inch / 1524mm

**WEIGHT**  
346kg

**OVERALL HEIGHT/LENGTH**  
1168mm / 1892mm

**CHUTE UP/DOWN WIDTH**  
1625mm / 1854mm

**\$11,250** INC GST



MULCHING KIT



ADVANCED CHUTE SYSTEM



BOLT ON HITCH

OPTIONS



# ZT ELITE

THE INDUSTRY STANDARD FOR ZERO-TURN MOWERS

Bad Boy's ZT Elite zero-turn mower has gained widespread acclaim for delivering exceptional value in terms of performance and affordability for homeowners. Our commitment to continuous improvement ensures it keeps getting better, stronger, and more comfortable.



In the United States, it has been the top-selling model from Bad Boy since its debut. Now, Australians have the opportunity to experience it for themselves. The ZT Elite offers residential homeowners an outstanding ride and even more impressive value.

## STANDARD FEATURES



- Dual Hydro-Gear 3100 Series Integrated Drive Systems
- Patented Independent Front Suspension
- Heavy-Gauge, All-Steel, All-Welded Frame
- 9.5mm Steel Front Forks
- 7-Gauge/4.5mm All Steel, Formed and Welded Deck with Reinforced Edges
- PEER, Maintenance-Free Spindles
- Deck Lift Pedal with Deck Dial Adjustment
- Seat Lifts for Easy Maintenance and Cleaning
- Electric PTO
- Comfort Seat
- Cutting height of 38mm to 114mm
- Fuel 24.6L
- Mower speed up to 11.26km/h



## OUR MOST POPULAR MOWER MADE EVEN BETTER

Built and priced to own the demanding residential landowner market, the ZT Elite features strong 50x50mm all steel rail frame for its backbone. 9.5mm steel front forks are a Bad Boy construction hallmark, as is the solid steel, all-welded deck. The addition of patented independent front suspension comes standard to ensure a smooth ride.

Formed from tough 7-gauge/4.5mm steel with reinforced edges, the unique baffling system maximises airflow for greater grass lift and a cleaner cut. And it all rides on a lower centre of gravity for better traction.

**WARRANTY**  
2 YR OR 200 HR

### 48" DECK

**ENGINE**  
Kohler KT740 725cc 25 hp

**TRANSMISSION**  
Dual Hydro Gear 3100

**CUTTING WIDTH**  
48 inch / 1220mm

**WEIGHT**  
368kg

**OVERALL HEIGHT/LENGTH**  
1168mm / 1892mm

**CHUTE UP/DOWN WIDTH**  
1371mm / 1549mm

**REAR TYRES/FRONT TYRES**  
22x10-10 Turf / 13x6-6

**\$12,999** INC GST

### 54" DECK

**ENGINE**  
Kohler KT745 747cc 26 hp

**TRANSMISSION**  
Dual Hydro Gear 3100

**CUTTING WIDTH**  
54 inch / 1372mm

**WEIGHT**  
380kg

**OVERALL HEIGHT/LENGTH**  
1168mm / 1892mm

**CHUTE UP/DOWN WIDTH**  
1473mm / 1702mm

**REAR TYRES/FRONT TYRES**  
22x11-10 Turf / 13x6-6

**\$13,695** INC GST

### 60" DECK

**ENGINE**  
Kohler KT745 747cc 26 hp

**TRANSMISSION**  
Dual Hydro Gear 3100

**CUTTING WIDTH**  
60 inch / 1524mm

**WEIGHT**  
392kg

**OVERALL HEIGHT/LENGTH**  
1168mm / 1892mm

**CHUTE UP/DOWN WIDTH**  
1625mm / 1854mm

**REAR TYRES/FRONT TYRES**  
22x11-10 Turf / 13x6-6

**\$14,295** INC GST

## OPTIONS



ADVANCED CHUTE SYSTEM



BOLT ON HITCH



MULCHING KIT



**BAD BOY MOWERS**

**ZT ELITE**  
LAUNCH EDITION

BUILD NO.: 1/50  
MODEL: BZS60ZT740  
SERIAL NO.: ASAISHDL6654CK3467  
DATE: 2023



Bad Boy and PFG Australia have collaborated to commemorate 20 years of mower production and the introduction of the renowned brand in Australia. Together, they have created a special edition mower based on one of their most popular models, the ZT Elite L.E. (Launch Edition).



This unique variant offers several enhancements compared to the standard version, including a sleek blackout paint scheme, a high-performance Kohler engine, a 50mm hitch receiver, Reaper tyres, custom hand grips, and a seat with an isolation kit. Each unit is individually numbered with a unique build plate, and only 50 mowers will be available throughout Australia.

To seize this once-in-a-lifetime opportunity, make sure to secure one from your local Bad Boy Mowers dealership.

**STANDARD FEATURES**



- Dual Hydro-Gear 3100 Series Integrated Drive Systems
- Patented Independent Front Suspension
- Heavy-Gauge, All-Steel, All-Welded Frame
- 9.5mm Steel Front Forks
- 7-Gauge/4.5mm All Steel, Formed and Welded Deck with Reinforced Edges
- PEER, Maintenance-Free Spindles
- Deck Lift Pedal with Deck Dial Adjustment
- Seat Lifts for Easy Maintenance and Cleaning
- Electric PTO
- Comfort Seat
- Cutting height of 38mm to 114mm
- Fuel 24.6L
- Mower speed up to 11.26km/h



**TAKE THE ELITE NEXT LEVEL**

Designed and priced specifically for homeowners with large residential properties, the ZT Elite L.E. is built to meet their demanding needs. Its sturdy backbone consists of a robust 50x50mm all steel rail frame. The front forks, made of 9.5mm steel, are a signature of Bad Boy's durable construction.

The deck is crafted from solid steel and welded together for added strength. Constructed from tough 7-gauge/4.5mm steel with reinforced edges, the unique baffling system enhances airflow, resulting in improved grass lift and a more precise cut. Additionally, the mower's lower center of gravity ensures better traction while in operation.

**WARRANTY**  
2 YR OR 200 HR

**60" DECK**

**ENGINE**  
Kohler Confidant ZT740 747cc 26 hp

**TRANSMISSION**  
Dual Hydro Gear 3100

**CUTTING WIDTH**  
60 inch / 1524mm

**WEIGHT**  
392kg

**OVERALL HEIGHT/LENGTH**  
1168mm / 1892mm

**CHUTE UP/DOWN WIDTH**  
1625mm / 1854mm

**REAR TYRES/FRONT TYRES**  
22x11-10 Reaper / 13x6-6 Smooth



MULCHING KIT



ADVANCED CHUTE SYSTEM



BOLT ON HITCH

OPTIONS

**ZT ELITE L.E.**

THE LAUNCH EDITION - **ONLY 50 BUILT**

**\$14,995** INC GST





# MAVERICK

CUTS LIKE A CHAMP, CONTROLS LIKE A PRO

We've introduced a mower that stands in a league of its own – a genuine Maverick in the industry. It's the first commercial-grade mower with an Integrated Drive System, boasting our patented EZ-Ride® System. What's more, we're introducing it to the Australian market at a price that will challenge the competition.



With independent front and rear suspension, it effortlessly glides over uneven terrain, putting you in command of a genuine Maverick experience from the cockpit.

## STANDARD FEATURES



- Dual Hydro-Gear 3200 Series Integrated Drive Systems
- Patented EZ-Ride® System
- Patented Independent Front Suspension
- I-Beam Front Rails
- Heavy-Gauge, All-Steel, All-Welded Frame
- Industry-Leading 9.5mm Steel Front Forks
- 7-Gauge/4.5mm All Steel, Formed and Welded Deck with Reinforced Edges
- PEER, Maintenance-Free Spindles
- Deck Lift Pedal with Deck Dial Adjustment
- Seat Lifts for Easy Maintenance and Cleaning
- Adjustable Steering Arms
- Electric PTO
- Comfort Seat
- Cutting Height of 38mm to 114mm
- **Rear Tyres:** 23x11-12 Turf
- **Front Tyres:** 13x6.5-6
- Fuel 24.60L
- Mower speed up to 14.48km/h



**WARRANTY**  
2 YR OR 400 HR

## COMMERCIAL GRADE FOR THE HOMEOWNER

Built and outfitted commercial-grade tough, but priced perfect for the demanding landowner, the Maverick features strong 50x50mm all steel rail frame for its backbone.

The 12.7mm steel front forks are a Bad Boy construction hallmark, as is the solid steel, all-welded and formed deck. Formed from tough 7-gauge/4.5mm steel with reinforced edges, we've improved the baffling system to maximise greater grass lift for a cleaner cut.

### 54" DECK

**ENGINE**  
Kohler ZT740 747cc 25 hp

**TRANSMISSION**  
Dual Hydro Gear 3200

**SUSPENSION**  
E-Z Ride® Patented Compression Rear Suspension with Independent Front Suspension Rails

**CUTTING WIDTH**  
54 inch / 1372mm

**WEIGHT**  
456kg

**OVERALL HEIGHT/LENGTH**  
1193mm / 2032mm

**CHUTE UP/DOWN WIDTH**  
1473mm / 1702mm

**\$16,500** INC GST

### 60" DECK

**ENGINE**  
Kohler ZT740 747cc 25 hp

**TRANSMISSION**  
Dual Hydro Gear 3200

**SUSPENSION**  
E-Z Ride® Patented Compression Rear Suspension with Independent Front Suspension Rails

**CUTTING WIDTH**  
60 inch / 1524mm

**WEIGHT**  
468kg

**OVERALL HEIGHT/LENGTH**  
1193mm / 2032mm

**CHUTE UP/DOWN WIDTH**  
1625mm / 1854mm

**\$16,998** INC GST



ADVANCED CHUTE SYSTEM



BOLT ON HITCH



MULCHING KIT

OPTIONS

**RESIDENTIAL**



**MZ RAMBLER**

Kohler 747cc  
(26hp)

42" deck

\$7,999 INC GST



**MZ MAGNUM**

Briggs 724cc Kohler 725cc  
(25hp) (25hp)

48" deck

\$9,250 INC GST

54" deck

\$9,750 INC GST



**ZT AVENGER**

Kohler 725cc  
(25hp)

54" deck

\$10,699 INC GST

60" deck

\$11,250 INC GST



**ZT ELITE & ZT ELITE L.E.**

Kohler 725cc - 747cc (25-26hp)

48" deck

\$12,999 INC GST

54" deck

\$13,695 INC GST

60" deck

\$14,295 INC GST

60" deck (L.E.)

\$14,995 INC GST



**MAVERICK**

Kohler 747cc (25hp)

54" deck

\$16,500 INC GST

60" deck

\$16,998 INC GST

**COMMERCIAL**



**MAVERICK HD**

Kohler 747cc  
(25.5hp) EFI

48" deck

\$18,494 INC GST

54" deck

\$18,995 INC GST

60" deck

\$19,494 INC GST



**OUTLAW REBEL**

Kawasaki 780cc  
(31hp) EFI

61" deck

\$23,045 INC GST

72" deck

\$23,894 INC GST



**OUTLAW ROGUE**

Kawasaki 999cc  
(38.5hp) EFI

61" deck

\$27,775 INC GST

72" deck

\$28,380 INC GST



**OUTLAW RENEGADE**

Perkins 1100cc Diesel  
(24.7hp)

61" deck

\$36,800 INC GST





# MAVERICK HD

WE'VE KICKED THE MAVERICK UP A NOTCH

We've transformed the Maverick into an entry-level professional powerhouse! Our Maverick HD Commercial zero-turn mower now features larger Hydro-Gear® drives, Kohler EFI engine, and a premium suspension seat, ensuring top-tier performance day in and day out.



The Maverick HD boasts a dual high-performance Hydro-Gear® 3400 Integrated Drive System, guaranteeing consistent, self-contained power and performance. Additionally, our patented independent suspended cast front I-Beam rails provide unparalleled strength and durability in the industry, supporting 9.5mm Steel Front Forks.

## STANDARD FEATURES



- Dual Hydro-Gear 3400 Series Commercial-Grade Integrated Drive Systems
- Patented EZ-Ride® System
- Patented Independent Front Suspension
- I-Beam Front Rails
- 7-Gauge/4.5mm All Steel, Formed and Welded Deck with Reinforced Edges
- Heavy-Gauge, All-Steel, All-Welded Frame
- Industry-Leading 9.5mm Steel Front Forks
- PEER, Maintenance-Free Spindles Deck
- Lift Pedal with Deck Dial Adjustment
- Seat Lifts for Easy Maintenance and Cleaning
- Premium Adjustable Suspension Seat
- No-Flat Front Tyres Front
- Adjustable Steering Arms
- Electric PTO
- Striping Kit
- Cutting height of 38mm to 114mm
- Fuel 24.60L
- Mower speed up to 14.48km/h



## STRENGTH TO GO ANYWHERE YOU NEED

Heavy-gauge, all-steel, all-welded and fabricated 50x50mm frame rail provides the backbone for the commercial duty Maverick HD. Patented Dual Deck Support Isolators helps minimise damage from side impacts.

The solid steel, 4.5mm formed and welded deck with reinforced 9.5mm sides features an improved baffling system that provides greater grass lifting power for an even cleaner cut. And all of this is packed on a lower profile frame that improves stability on inclines and uneven turf.

**WARRANTY**  
2 YR | UNLIMITED HR

### 48" DECK

**ENGINE**  
Kohler ECV749 747cc EFI 25.5 hp

**TRANSMISSION**  
Dual Hydro Gear 3400

**CUTTING WIDTH**  
48 inch / 1219mm

**WEIGHT**  
464kg

**OVERALL HEIGHT/LENGTH**  
1244mm / 2032mm

**CHUTE UP/DOWN WIDTH**  
1371mm / 1549mm

**REAR TYRES/FRONT TYRES**  
23x9-12 Reaper / 13x6.5-6 Smooth

**\$18,494** INC GST

### 54" DECK

**ENGINE**  
Kohler ECV749 747cc EFI 25.5 hp

**TRANSMISSION**  
Dual Hydro Gear 3400

**CUTTING WIDTH**  
54 inch / 1372mm

**WEIGHT**  
475kg

**OVERALL HEIGHT/LENGTH**  
1244mm / 2032mm

**CHUTE UP/DOWN WIDTH**  
1473mm / 1702mm

**REAR TYRES/FRONT TYRES**  
23x11-12 Reaper / 13x6.5-6 Smooth

**\$18,995** INC GST

### 60" DECK

**ENGINE**  
Kohler ECV749 747cc EFI 25.5 hp

**TRANSMISSION**  
Dual Hydro Gear 3400

**CUTTING WIDTH**  
60 inch / 1524mm

**WEIGHT**  
486kg

**OVERALL HEIGHT/LENGTH**  
1244mm / 2032mm

**CHUTE UP/DOWN WIDTH**  
1625mm / 1854mm

**REAR TYRES/FRONT TYRES**  
23x11-12 Reaper / 13x6.5-6 Smooth

**\$19,494** INC GST

### OPTIONS



MULCHING KIT



ADVANCED CHUTE SYSTEM



BOLT ON HITCH



# OUTLAW REBEL

BREAKING EVERY RULE TO GIVE YOU BETTER VALUE

Built upon the rich legacy of classic Bad Boy Mower excellence in performance and durability, the Outlaw Rebel zero-turn mower inherits the same high-performance foundation as our other Outlaw Series mowers.

Equipped with substantial integrated drive systems and offered in two different deck sizes, the Rebel commercial zero-turn mower strikes the ideal balance between the robust power demanded by professionals and the value-conscious pricing that homeowners and large landowners have come to anticipate from Bad Boy Mowers.



## STANDARD FEATURES



- Dual Hydro-Gear® 4400 Series High-Performance Integrated Drive Systems
- Heavy-Duty front axle
- Heavy-Gauge, All-Steel, All-Welded Frame
- Patented Dual Deck Support Isolators
- Sloped 3-Gauge/6mm Deck with Reinforced 9.5mm Sides
- PEER, Maintenance-Free Spindles
- Deck Lift Pedal with Deck Dial Adjustment
- Premium Adjustable Suspension Seat
- Rear Deck Striping Kit
- Exclusive Reaper® Rear Tyres
- Adjustable Footrest
- No-Flat Front Tyres
- Electric PTO
- Cutting height of 25mm to 127mm
- **Rear Tyres:** 24x12-12 Reaper
- **Front Tyres:** 13x6.5-6 Smooth
- Fuel 49.21L
- Mower speed up to 19.31km/h



**WARRANTY**  
2 YR | UNLIMITED HR

## DESIGNED FOR ALL-DAY MOWING ENDURANCE

Heavy-gauge, all-steel, all-welded and fabricated 38 x 76mm frame rail provides the backbone for years of durable service. Patented Dual Deck Support Isolators, with deck wear pad, helps minimise damage from side impacts.

The sloped 6mm deck with reinforced 9.5mm sides features Deck Idler Arm and Spring with bearings for consistent tension and cutting speed. The PEER maintenance-free, internally lubricated spindles are made from strong ductile iron.

### 61" DECK

**ENGINE**  
Kawasaki EVO780 780cc EFI 31 hp

**TRANSMISSION**  
4400 Dual Hydro Gear 16cc Integrated Transaxle

**CUTTING WIDTH**  
61 inch / 1549mm

**WEIGHT**  
627kg

**OVERALL HEIGHT/LENGTH**  
1270mm / 2336mm

**CHUTE UP/DOWN WIDTH**  
1612mm / 1917mm

**\$23,045** INC GST

### 72" DECK

**ENGINE**  
Kawasaki EVO820 822cc EFI 35 hp

**TRANSMISSION**  
4400 Dual Hydro Gear 16cc Integrated Transaxle

**CUTTING WIDTH**  
72 inch / 1828mm

**WEIGHT**  
643kg

**OVERALL HEIGHT/LENGTH**  
1270mm / 2336mm

**CHUTE UP/DOWN WIDTH**  
1892mm / 2197mm

**\$23,894** INC GST



ADVANCED CHUTE SYSTEM



FRONT STORAGE




MULCHING KIT

OPTIONS



Selecting the ideal blend of power, performance, and comfort doesn't require sacrificing your advantage. From the top-tier commercial-grade dual hydraulic pumps and drive motors to our patented EZ-Ride 3-link trailing suspension, the Outlaw Rogue refuses to yield any ground to our other mower models.



With options ranging from 61" to 72" deck sizes and featuring a Kawasaki EFI engine, the Rogue zero-turn lawn mower ensures professional-grade performance and precision cutting. There has never been a better time to go Rogue.

### STANDARD FEATURES



- Dual 16cc Hydro-Gear Pumps
- Dual 18ci Parker Wheel Motors
- Patented 3-Link Rear Trailing Arm Suspension
- Patented Independent Front Suspension
- Heavy-Duty Cast I-Beam Rails
- 3-Gauge/6mm Deck with Reinforced 9.5mm Sides
- Heavy-Gauge, All-Steel, All-Welded Frame
- Patented Dual Deck Support Isolators
- Deck Lift Pedal with Deck Dial Adjustment
- Premium Adjustable Suspension Seat
- PEER, Maintenance-Free Spindles
- Exclusive Reaper® Rear Tyres
- Adjustable Footrest
- Rear Deck Striping Kit
- No-Flat Front Tyres
- Cutting height of 50mm to 152mm
- **Rear Tyres:** 26x12-12 Reaper
- **Front Tyres:** 15x6-6 Smooth
- Fuel 49.21L
- Mower speed up to 20.92km/h



**WARRANTY**  
2 YR | UNLIMITED HR

### BUILT TO HANDLE THE TOUGHEST CONDITIONS

Heavy-gauge, all-steel, all-welded and fabricated 38x76mm frame rail provides the backbone for years of durable service. Patented Dual Deck Support Isolators, with deck wear pad, helps minimise damage from side impacts.

The sloped 6mm deck with reinforced 9.5mm sides features Deck Idler Arm and Spring with bearings for consistent tension and cutting speed. The PEER maintenance-free, internally lubricated spindles are made from strong ductile iron.

#### 61" DECK

**ENGINE**  
Kawasaki FX1000 999cc EFI 38.5 hp

**TRANSMISSION**  
Hydro-Gear® 16cc Pump;  
Parker® 18ci Wheel Motors

**SUSPENSION**  
Patented 3-Link Rear Trailing Arm  
Suspension with Patented Front  
Independent Suspension

**CUTTING WIDTH**  
61 inch / 1549mm

**WEIGHT**  
697kg

**OVERALL HEIGHT/LENGTH**  
1346mm / 2336mm

**CHUTE UP/DOWN WIDTH**  
1612mm / 1917mm

**\$27,775** INC GST

#### 72" DECK

**ENGINE**  
Kawasaki FX1000 999cc EFI 38.5 hp

**TRANSMISSION**  
Hydro-Gear® 16cc Pump;  
Parker® 18ci Wheel Motors

**SUSPENSION**  
Patented 3-Link Rear Trailing Arm  
Suspension with Patented Front  
Independent Suspension

**CUTTING WIDTH**  
72 inch / 1828mm

**WEIGHT**  
723kg

**OVERALL HEIGHT/LENGTH**  
1346mm / 2336mm

**CHUTE UP/DOWN WIDTH**  
1892mm / 2197mm

**\$28,380** INC GST



FRONT STORAGE



MULCHING KIT



ADVANCED CHUTE SYSTEM

OPTIONS

# OUTLAW ROGUE

A BETTER MOWER WITH A BETTER CUT




# OUTLAW RENEGADE

THE HIGH-PERFORMANCE DIESEL MACHINE

The Bad Boy Outlaw Renegade Diesel is engineered to excel, surpassing expectations in endurance, cutting prowess, and overall performance. With an impressive 1100cc of diesel torque, this Renegade Diesel zero-turn lawn mower provides enduring, raw power performance.

It blends a unique combination of premium comfort, unmatched durability, and cutting-edge innovation, setting it apart as the ultimate commercial-grade zero-turn mower on the market.



## STANDARD FEATURES



- Dual 16cc Hydro-Gear Pumps
- Dual 18ci Parker Wheel Motors
- Patented 3-Link Rear Trailing Arm Suspension
- Patented Independent Front Suspension
- Heavy-Duty Cast I-Beam Rails
- Sloped 3-Gauge/6mm Deck with Reinforced 9.5mm Sides
- Heavy-Gauge, All-Steel, All-Welded Frame
- Dual Pump Belt System with Tensioner Design
- Patented Dual Deck Support Isolators
- PEER, Maintenance-Free Spindles
- Deck Lift Pedal with Deck Dial Adjustment
- Premium Adjustable Suspension Seat
- Exclusive Reaper® Rear Tyres
- Adjustable Foot Rest
- Rear Deck Striping Kit
- No-Flat Front Tyres
- Cutting Height 50mm to 152mm
- **Rear Tyres:** 26x12-12 Reaper
- **Front Tyres:** 15x6-6 Smooth
- Fuel 49.21L
- Mower speed up to 20.92km/h



**WARRANTY**  
2 YR | UNLIMITED HR

## INNOVATION FRONT AND CENTRE

Adjusts in more ways for complete operator control and comfort. The Adjustable Footrest — a Bad Boy innovation — and with front to back seat movement, adjusts for the perfect sitting posture.

Even the steering arms are adjustable and tension controllable. Our unique Deck Lift Pedal can be changed to either side and locked in place with a quick twist of our Deck Lift Dial. Suspension Seat is fully adjustable to operator weight and height with variable rate suspension, lumbar support and back adjustments from 5° to 15°.

### 61" DECK

#### ENGINE

Perkins 1100cc Diesel 24.7 hp

#### TRANSMISSION

Hydro-Gear® 16cc Pump;  
Parker® 18ci Wheel Motors

#### SUSPENSION

Patented 3-Link Rear Trailing Arm Suspension with Patented Front Independent Suspension

#### CUTTING WIDTH

61 inch / 1549mm

#### WEIGHT

844kg

#### OVERALL HEIGHT/LENGTH

1295mm / 2311mm

#### CHUTE UP/DOWN WIDTH

1612mm / 1917mm

**\$36,800** INC GST



ADVANCED CHUTE SYSTEM



HAZARD LIGHT



CANOPY



LED TANK LIGHT KIT



MULCHING KIT



FRONT STORAGE

OPTIONS

**ACT**
**FYSHWICK** Roylance Tractor Replacements **02 6280 6198**
**NEW SOUTH WALES**
**BEGA** JTP Machinery **02 6492 7151**
**COOMA** Cooma Farm Machinery **02 6452 1605**
**DUBBO** JM Forklifts **02 6885 3675**
**FINLEY** Pether Ag **03 5883 1386**
**FORBES** Roylance Tractor Replacements **02 6852 2020**
**GOSFORD/SOMERSBY** Central Coast Tractors **02 4372 1457**
**GOULBURN** Goulburn Farm Machinery **02 4821 4148**
**GRAFTON** Leslie Farm & Garden **02 6642 3599**
**GRIFFITH** JJ Farm Equipment **02 6964 5959**
**LITTLE HARTLEY** Erin's Quality Outdoor Power Centre **02 6353 1608**
**MOSS VALE** ACF **0405 757 408**
**MUDGE** Double R Equipment Repairs **02 6372 3257**
**ORANGE** New Era Machinery Pty Ltd **02 6361 3355**
**RUTHERFORD** Double R Equipment Repairs **02 6571 4249**
**TAREE/WINGHAM** Sheather's Machinery **02 6553 4507**
**WAUCHOPE** Inland 4WD & Tractors **02 6585 3266**
**WAGGA WAGGA** The Tractor Shed Riverina **02 6921 2035**
**NORTHERN TERRITORY**
**HUMPTY DOO** WSB Distributors **08 8988 9411**
**QUEENSLAND**
**AGNES WATERS** Agnes Water Autos **0408 797 248**
**AVONDALE** Avondale Autos **07 4156 1363**
**BOWEN** RV Sales QLD **1300 147 555**
**BUNDABERG** Agricultural Equipment Australia **07 4152 3485**
**HERVEY BAY** RV Sales QLD **1300 147 555**
**PARKINSON** RV Sales QLD **1300 147 555**
**SUNSHINE COAST** TMI **07 5476 4888**
**TOLGA** NQ Agricultural Services **07 4095 4455**
**TOOWOOMBA** Engage Ag **0436 287 056**
**WOOROLIN** Wooroolin Machinery Pty Ltd **07 4164 2312**
**SOUTH AUSTRALIA**
**CAVAN** Cavan Agricultural **08 8262 3847**
**MOUNT BARKER** Central Hills Machinery **08 8391 1414**
**RENMARK** Riverland Agri Services **08 8586 6136**
**TASMANIA**
**DEVONPORT** TR & KR Shipton **03 6424 8166**
**HOBART** Southern Machinery **03 6229 1133**
**VICTORIA**
**ARARAT** Ararat Auto & Ag Services **03 5352 1643**
**BAIRNSDALE** Elders **03 5153 6100**
**CASTERTON** Jarrad Motors Casterton & Dowfarm Machinery **03 5581 1142**
**CASTLEMAINE** Rewells Mowers **03 5472 1174**
**COHUNA** Cohuna Car Sales **03 5456 2088**
**COLAC** Greg Allan Farm Machinery **03 5231 5136**
**ECHUCA** McKees Garage **03 5482 2264**
**EPSOM** McCullochs Hydraulic Engineers **03 5445 6999**
**GEELONG** Geelong Rural **03 5222 4733**
**HAMILTON** Greg Allan Farm Machinery **03 5572 4884**
**MANSFIELD** Mansfield Power Ag **03 5775 2711**
**NAGAMBIE** John Sanderson Machinery **03 5794 2272**
**PAKENHAM** The Tractor Company **03 5940 7033**
**SEVILLE** Seville Tractors **03 5964 4649**
**SHEPPARTON** Goulburn Valley Ag **03 5832 5500**
**WARRAGUL** Ag Farm Machinery **03 5630 8018**
**WANGARATTA** McGregor Machinery **03 5722 9933**
**WHITTLESEA** Northern Mowers & Ag **03 9716 0579**
**WESTERN AUSTRALIA**
**BUNBURY** Western Ag **08 9725 7011**
**COWARAMUP** Cowaramup Tractors **08 9755 5207**
**ESPERANCE** Spotty's Mechanical **0428 751 107**
**KATANNING** Total Ag Centre **0459 977 449**
**KEWDALE** Western Ag **08 9353 6466**
**MANJIMUP** Southern Forest Machinery **08 9777 2100**
**MUCHEA** CD Tractor Sales and Service **0447 710 056**
**WELSHPOOL** Perth Power Tractors and Machinery **08 9256 8088**
**WE ARE GROWING QUICKLY.**
**SCAN FOR AN UP TO DATE DEALER LOCATOR IN AUSTRALIA**

**PHONE 1800 959 690**   **VISIT BADBOY-MOWERS.COM.AU**

\*Pricing ex Brisbane, Melbourne and Perth warehouses. Pre-delivery and freight charges may apply. Pricing valid until 29 Feb 2024 or while stocks last. Images for illustration purposes only, specifications subject to change without notice. RE-ORDER #BB-BB011. Bad Boy Mowers Australia Head Office: PFG Australia Pty Ltd, 199 Australis Drive, Derrimut VIC 3026.